

# ATTACHMENT FOR VIRTUEMART PRODUCT PLUGIN

VIRTUEMART  
EXTENSION



INSTALLATION  
GUIDE



## Contents

I. About Product.....	3
II. System Requirements.....	4
III. How to Install Attachment For Virtuemart Product Plugin.....	5
IV. How To Use Attachment For Virtuemart Product Plugin .....	6
Appendix 1 – Virtuemart Extension FAQs.....	8
Appendix 2 – Support and Contact Information.....	11

## I. About Product

Many Virtuemart shop owners wonder "How to attach files on Virtuemart products details pages". You just need to install the plug-in like a normal Joomla plug-in, enable it then it's ready for you to attach files into your Virtuemart products without doing any extra efforts.

**Attachment for Virtuemart Product Plug-in** allows the shop owners to attach any type of files and unlimited numbers of files on the product details page. The attachment can be in PDF format, or Microsoft word, or Excel, Zip and Media file extension (Mp3, Mp4)...


<http://attachment-virtuemart-product.cmsmart.net/virtuemart-extensions/attachment-for-virtuemart-product-plugin>

## II. System Requirements

- **Joomla :** 2.5.x
- **Virtuemart:** 2.0.8 +

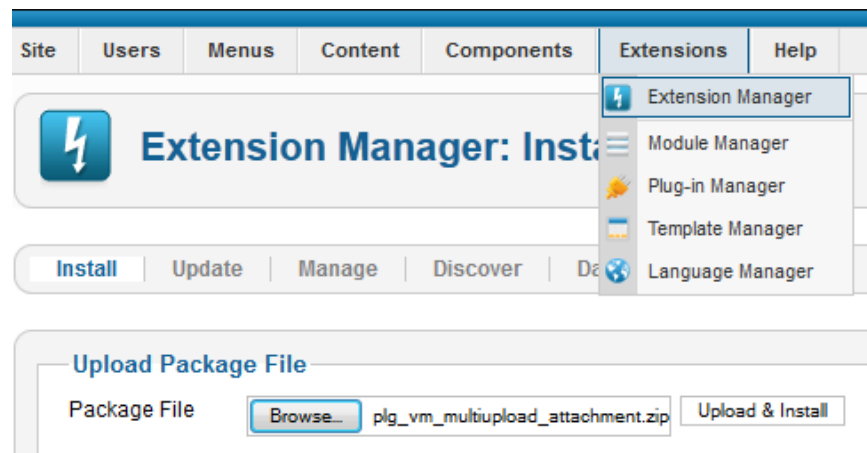
### III. How To Install Attachment For Virtuemart Product Plug-in

1. Download the extension package.

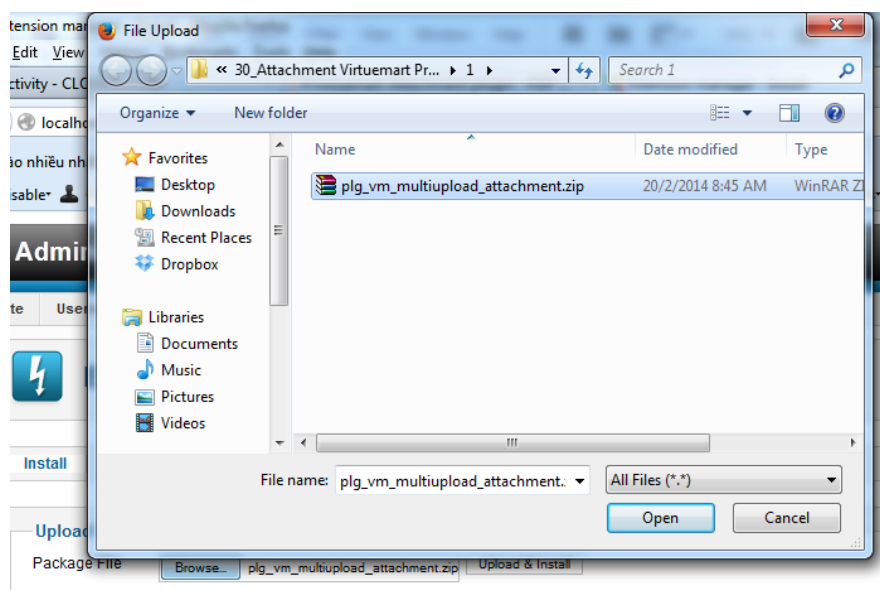
Name	Date modified	Type	Size
 plg_vm_multiupload_attachment.zip	20/2/2014 8:45 AM	WinRAR ZIP archive	162 KB

2. From the backend of your Joomla site (administration)

**Administration → Extensions → Extension Manager**

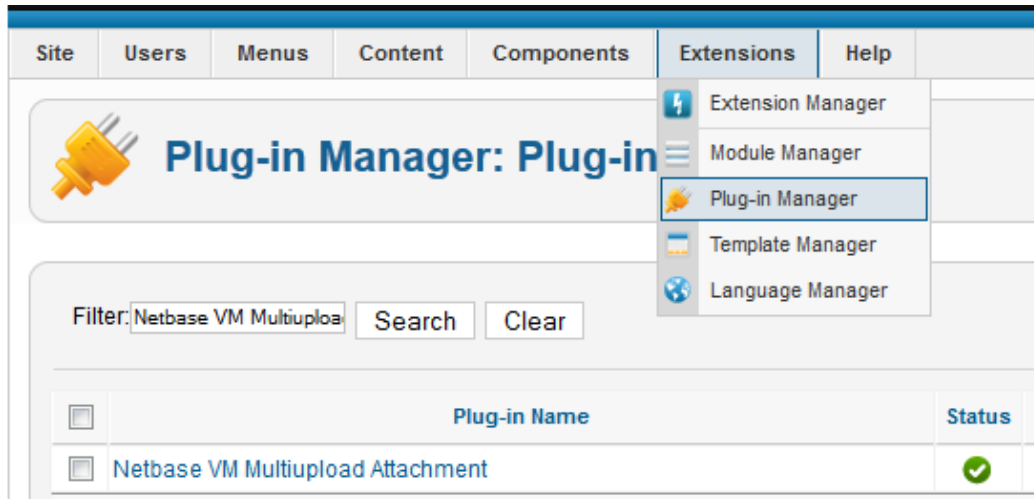


3. Click the **Browse** button and select the extension package.
4. Click the **Upload & Install**.



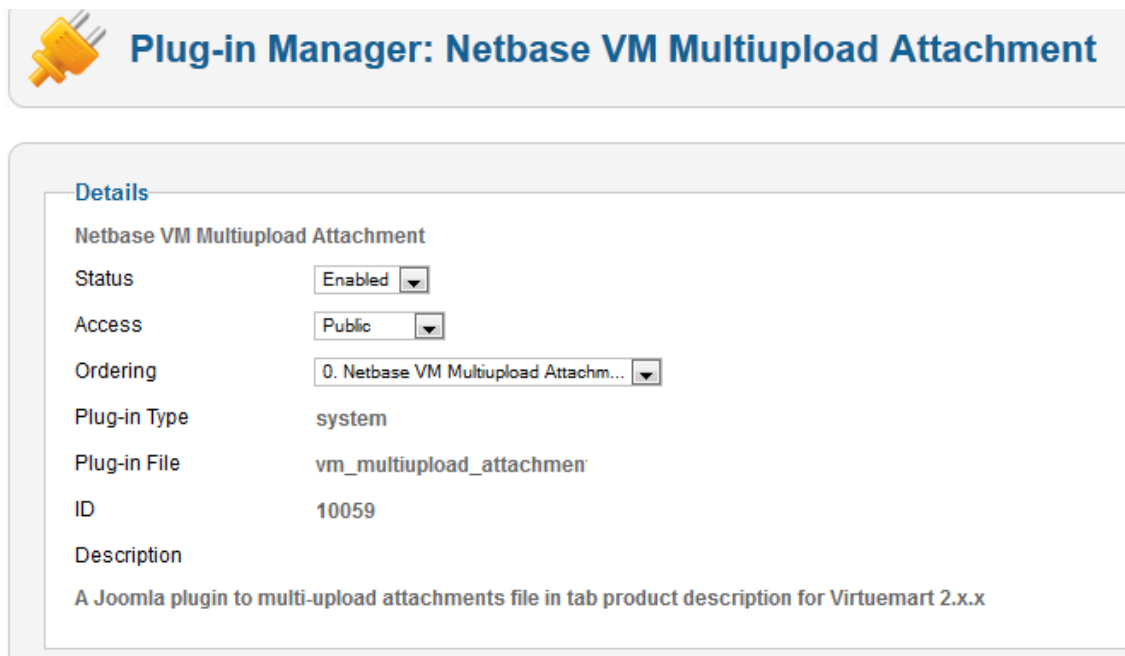
## IV. How To Use Attachment For Virtuemart Product Plug-in

**Step1: Administration → Extensions → Plug-in Manager → Search “Netbase VM Multiupload Attachment”**



**Step 2: After finding the plug-in, click “Netbase VM Multiupload Attachment”**

- **Detail: Status:** choose **Enabled**. **Access:** choose **Public**.



**Step 3: Go to Component → Virtuemart → Product → chose a product → Product**

**Description → Upload multi files → Save**

**Click to upload**

Upload multi files

Click Upload multi files, chose file

**Attachments:**

Id	File name	Create	Delete
8	Test_word_file.pdf	2014-02-20	✖
7	Test_word_file.docx	2014-02-20	✖
6	Test_attachment_upload.xlsx	2014-02-20	✖
5	Attachment.png	2014-02-20	✖
9	Test_word_file.zip	2014-02-20	✖

Click here delete file

**Step 4: Attachment for Virtuemart Product Plugin** will be displayed on the product description page.

#### Description

---






This plugin will help you to upload file to attach Virtuemart product discription. The attachment can be User Manual in PDF format, or Microsoft word, or Excel, Zip and Media file extension ( Mp3, Mp4)..

Virtuemart shopper then can download the attachment to view.

Plugin support Multiple upload at 1 click, so it will save a lot of time for you if you have more than 1 file need to attach to product page.

This plugin is compatiple with VMV2.x and Joomla 1.7, Joomla 2.5

#### Attachments:

File name	Update
 Test_word_file.pdf	2012-11-05
 test_attachment_upload.xlsx	2012-11-05
 Attachment.png	2012-11-05
 Test_word_file.dotx	2012-11-05
 Test_word_file.zip	2012-11-05

If you have any problem with installation and configuration, please contact us for help or create a FREE ticket support at <http://cmsmart.net/support>, we will help you safely.



## Appendix 1 – Virtuemart Extension FAQs

### **1. Question: Can I translate these extensions into other languages like Spanish, Chinese ...?**

**Answer:** Yes, post your question on our forum so developer team can help to indicate where to update or change the languages to suite your need. Virtuemart and Joomla support international languages, please find your languages packages for Virtuemart and for Joomla here.

### **2. Question: Is this Extension compatible with Virtuemart 1.5?**

**Answer:** All our Virtuemart extensions are compatible with Virtuemart 2.0.8+ and Joomla 2.5.x. We currently do not support Joomla 3.0.x

### **3. Question: Can I customize extensions to suite my need?**

**Answer:** Yes. You can modify our extensions at your discretion for your own web-sites. However, you cannot resell or place the modified extensions (as whole) for downloads on your websites.

### **4. Question: I did the payment, while I have not received the download link?**

**Answer:** The download link always is automatically sent to your payment email within 5 minutes after the payment is done. Please check your inbox, open your confirmation email and there is your own product download link.

### **5. Question: Please check the Order Confirmation Email, there is download link inside.**

**Answer:** You can also use your download code to download on our website. Each single purchase product has its own code, and you have to copy the right code to download your product.

### **6. Question: How long can I download single purchase product?**

**Answer:** You can still download the product within 6 months (180 days) from the payment time and can download up to 100 times. If this limit is over, you have to buy again the new product download sections.

### **7. Question: Can I download the update of new version?**

**Answer:** Yes, within 6 months of your purchase, if we release and update the extension or template, we will include into the product download package on our download server, so you can download with the same download links in your confirmation email.

**8. Question: How do I find if my product has been updated or a new version is released?**

**Answer:** Visit the product page and you can check the status of updates and version release. Remember, you will have to check for each of the extension used on your site manually.

**9. Question: I do not have a Paypal account. Do you support other payment methods?**

**Answer:** Yes! You should know that Paypal supports including all major types of Credit cards. Visit Paypal (<https://www.paypal.com/vn/webapps/mpp/home>) for more information. So you still can pay via Paypal with your credit card or E-check.

**10. Question: Do you have refundable policy?**

**Answer:** Yes, we have refund policy (<http://cmsmart.net/refund-policy>). You can contact us (<http://www.cmsmart.com/contact.html>) for your special refund case.

**11. Question: Can I install our products on multiple domains?**

**Answer:** It depends on the domain license support that you purchase.

## Appendix 2 – Support and Contact Information

Our Virtuemart team is dedicated to providing customers with the best Quality, Value and Services. We would love to hear from you. For feedback about our products, please feel free to contact us at:

<http://cmsmart.net/support>

Check out our **Face book** page!

Regional news and specially selected products are featured daily.

<https://www.facebook.com/NetbaseCmsmart>

You can also follow us on **Twitter!**

@CMSMART

Please, subscribe us on CMSMART Channel!

<http://www.youtube.com/channel/UCHeFKiISRvORsP3hKI9qaSw>

If you have any questions, don't hesitate to contact us:

Administration department: [admin@cmsmart.net](mailto:admin@cmsmart.net)

Sales department: [sales@cmsmart.net](mailto:sales@cmsmart.net)