

# VIRTUEMART Quicklook Plugin

VIRTUEMART  
EXTENSION



INSTALLATION  
GUIDE



## Contents

I. About product .....	3
II. System requirements .....	4
III. How to install.....	5
IV. How to use .....	8
Appendix 1 – Virtuemart Extension FAQs.....	13
Appendix 2 – Support and Contact Information.....	15

## I. About product

The Quicklook Virtuemart extension will not only reduces their shopping time but it also brings a convenient shopping experience. That's why your Virtuemart website should include this function.

On Cmsmart.net, we've developed excellent Virtuemart templates to work with your Joomla templates as well as keep current Virtuemart modules safe.

## II. System requirements

**Joomla! : 2.5.10+**

**Virtuemart Engine: 2.0.8+**

**Virtuemart Compatibility:**

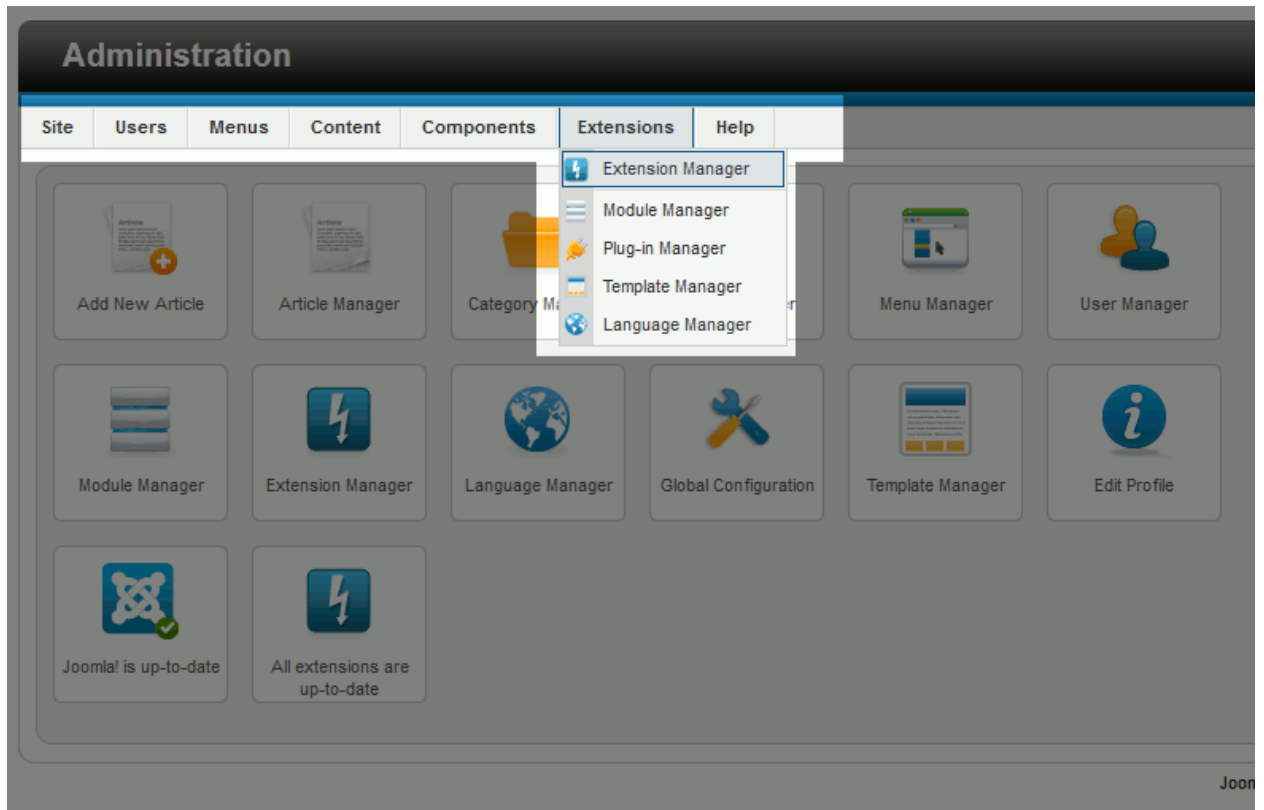
**Sources Available:** .html, .php, .js, .css

Reference links:

<http://www.joomla.org/technical-requirements.html>

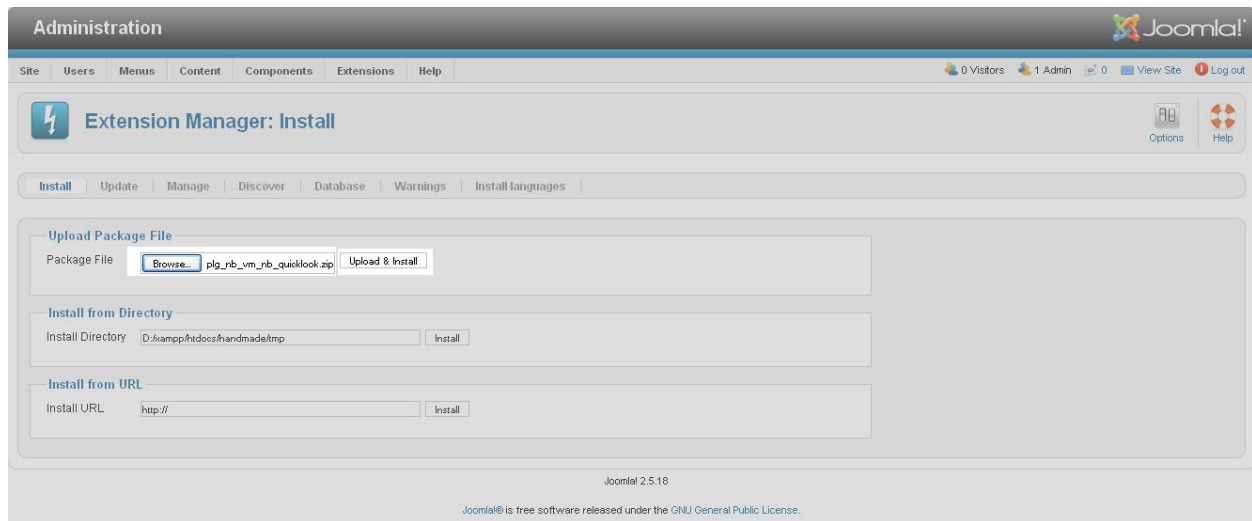
### III. How to install

- ❖ Download the extension to your local machine as a zip file package.
- ❖ From the backend of your Joomla site (administration) select **Extensions » Install/Uninstall**.

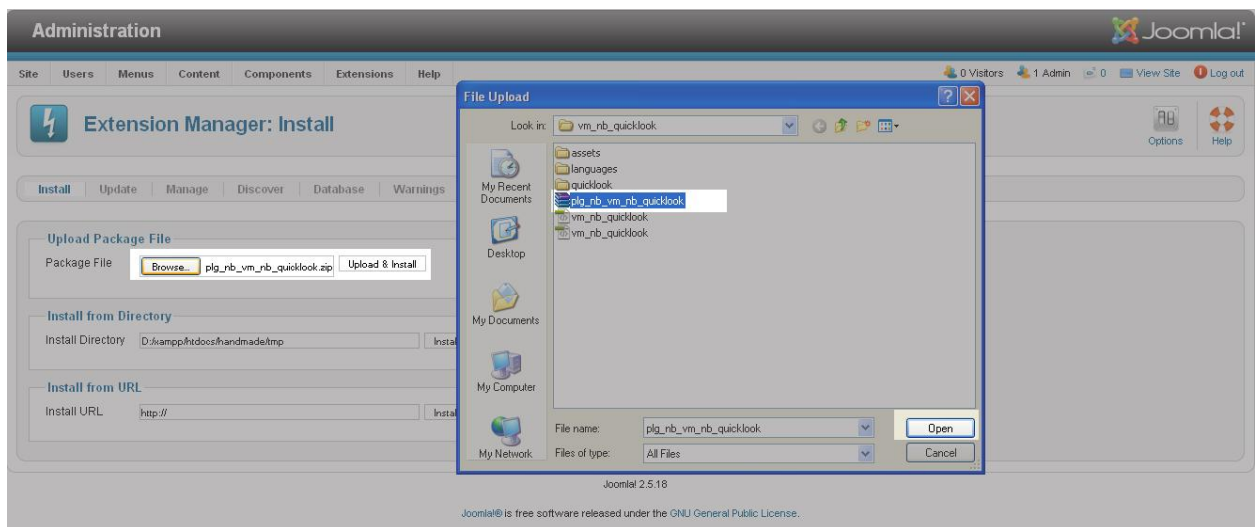


Click the **Browse** button and select the extension package on your local machine.

- ❖ Click the **Upload File & Install** button.



- ❖ After installation:
- ❖ If the type of extension is **Module** or **Plugin**, on the **Extensions** menu, you will choose **Module manager** or **Plugin manager**, must be enabled before they will work.



- ❖ To uninstall an extension, on the **Extensions** menu, choose **Extension Manager**, on the tab **Manage**, choose extension that you want to uninstall then click **Uninstall** on the top right side of interface.

Administration Joomla!

Site Users Menus Content Components Extensions Help 0 Visitors 3 Admins 0 View Site Log out

### Extension Manager: Manage

Enable Disable Refresh Cache Uninstall Options Help

Install Update **Manage** Discover Database Warnings Install languages

Filter: netbase Search Clear - Select Location - - Select Status - - Select Type - - Select Folder -

<input type="checkbox"/>	Name	Location	Status	Type	Version	Date	Author	Folder	ID
<input type="checkbox"/>	Virtuemart NetBase QuickLook	Site	✔	Plugin	2.0.0	Aug 2013	Netbase Team	system	10056

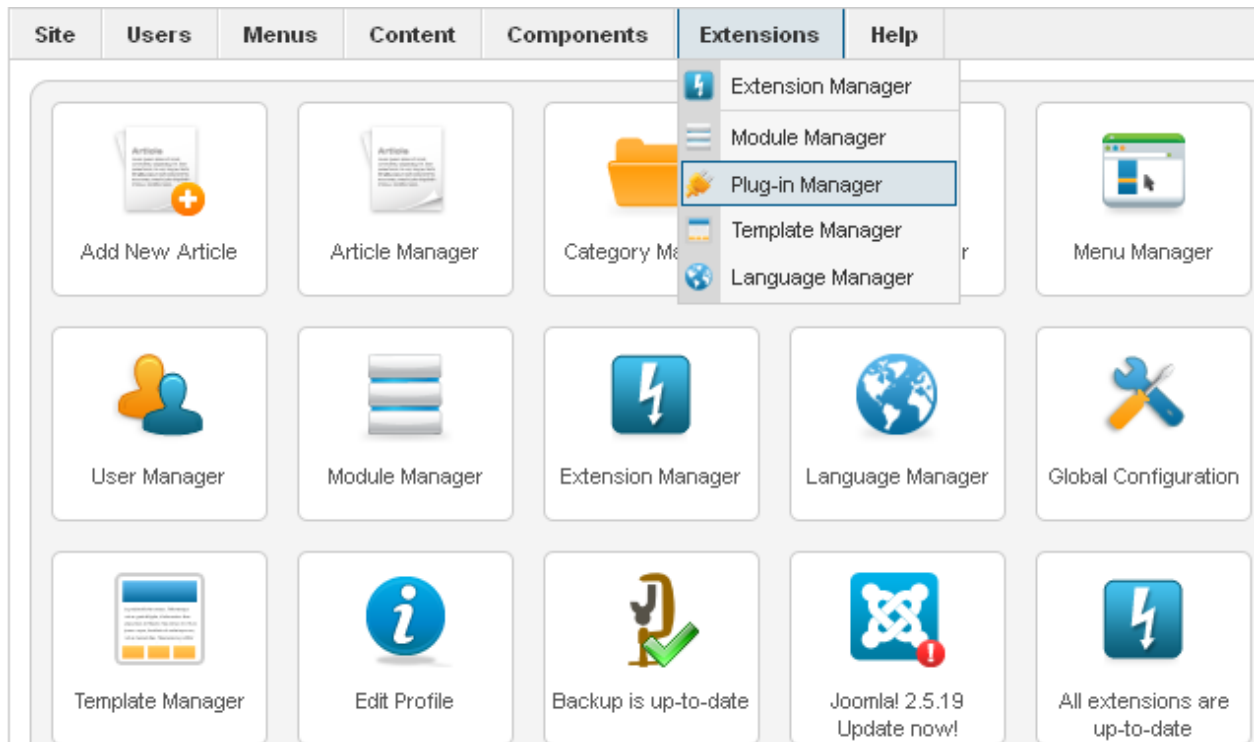
Display # 20

Joomla! 2.5.14

Joomla!® is free software released under the GNU General Public License.

## IV. How to use

1. Log into the Joomla administrator panel, In the top menu, hover Extension and click Plug-in Manager



2. Use the Filter feature to find your plugin, and then click on the plugin in the list below

On the Plug-in Manager page, set Status to Enable, configure any of the other settings available

With the plugin, and then click Save & Close



Joomla! 2.5.14

Joomla! is free software released under the GNU General Public License.

3. you select class product selectors

Top ten Products

**Hand Shovel**



3,90 €  
3,22 €  
Tax amount: 0,68 €

[Product details](#)

**Ladder (Pattern)**



34,70 €  
28,68 €  
Tax amount: 6,02 €

[Product details](#)

**Shovel**



21,68 €  
17,92 €  
Tax amount: 3,76 €

[Product details](#)

```

class product selectors
<div class="product floatleft width33 vertical-separator">
  <div class="spacer">
    <h3>
    <div>
    <div class="product-price">
    <div>
      <a class="product-details" title="Magento Quick view Extension" href="/handmade/index.php/store/magento-extensions/magento-quick-view-extension_detail">Product details </a>
    </div>
  </div>

```

**▼ DOM Selectors**

Product Selectors select class of product selectors

Product Link selector select link of product selector

**▶ Styling**

**▶ Javascript Libraries**

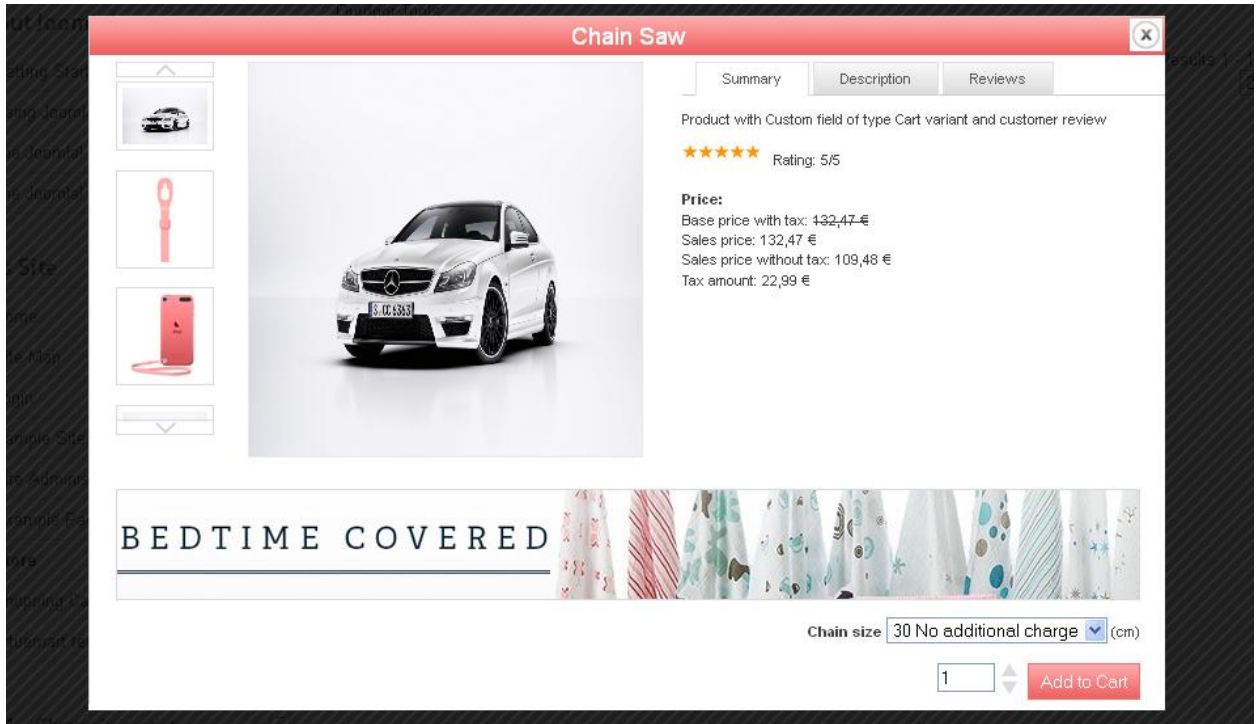
4. you easily stylize the popup

**▶ DOM Selectors**

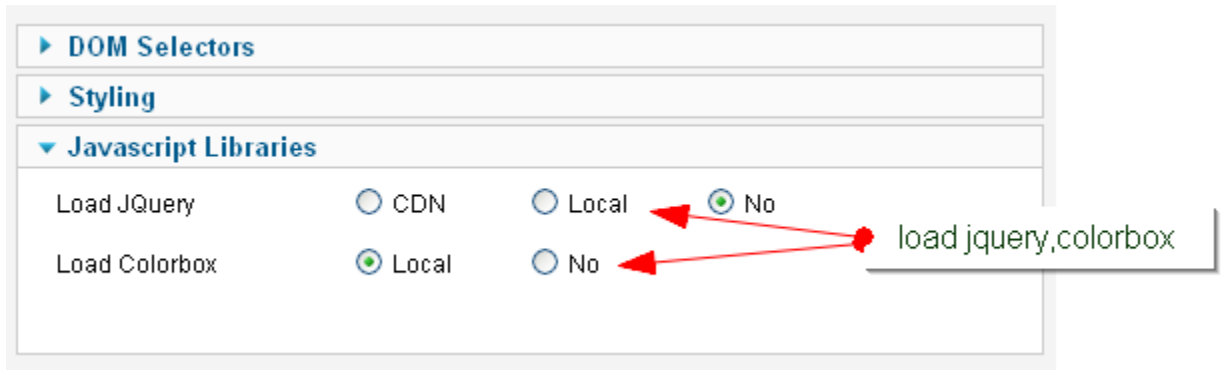
**▼ Styling**

Popup width	<input type="text" value="823"/>	<span style="font-size: 2em;">▶▶▶</span> <span style="border: 1px solid #ccc; padding: 2px;">popup width &amp; height</span>
Popup height	<input type="text" value="525"/>	
Text Color	<input type="text" value="#e222f0"/>	<span style="font-size: 2em;">▶▶▶▶▶</span> <span style="border: 1px solid #ccc; padding: 2px;">text color, link color, tab color</span>
Text Font Size	<input type="text" value="11"/>	
Link Color	<input type="text" value="#545454"/>	
Title Color	<input type="text" value="#ff"/>	<span style="font-size: 2em;">▶▶▶▶▶</span> <span style="border: 1px solid #ccc; padding: 2px;">title font size &amp; tab font size</span>
Title Font Size	<input type="text" value="16"/>	
Tab Color	<input type="text" value="green"/>	<span style="font-size: 2em;">▶▶▶▶▶</span> <span style="border: 1px solid #ccc; padding: 2px;">style margin button quick-view</span>
Tab Font Size	<input type="text" value="15"/>	
Gallery Width	<input type="text" value="57"/>	
Margin Top	<input type="text" value="100"/>	<span style="font-size: 2em;">▶▶▶▶▶</span> <span style="border: 1px solid #ccc; padding: 2px;">style margin button quick-view</span>
Margin Left	<input type="text" value="100"/>	

**▶ Javascript Libraries**



5. select load jquery, colorbox



Shovel

Summary Details Reviews

- Hand crafted handle with maximum grip torque
- Titanium tipped shovel platter
- Half degree offset for less accidents
- Includes HowTo Video narrated by Bob Costas

**Specifications**

Price: 17,92 €

21,68 € Qty 1 Add to Cart

BEDTIME COVERED

## Appendix 1 – Virtuemart Extension FAQs

### **1. Question: Can I translate these extensions into other languages like Spanish, Chinese ...?**

**Answer:** Yes, post your question on our forum so developer team can help to indicate where to update or change the languages to suite your need. Virtuemart and Joomla support international languages, please find your languages packages for Virtuemart and for Joomla here.

### **2. Question: Is this Extension compatible with Virtuemart 1.5?**

**Answer:** All our Virtuemart extensions are compatible with Virtuemart 2.0.8+ and Joomla 2.5.x. We currently do not support Joomla 3.0.x

### **3. Question: Can I customize extensions to suite my need?**

**Answer:** Yes. You can modify our extensions at your discretion for your own web-sites. However, you cannot resell or place the modified extensions (as whole) for downloads on your websites.

### **4. Question: I did the payment, while I have not received the download link?**

**Answer:** The download link always is automatically sent to your payment email within 5 minutes after the payment is done. Please check your inbox, open your confirmation email and there is your own product download link.

### **5. Question: Please check the Order Confirmation Email, there is download link inside.**

**Answer:** You can also use your download code to download on our website. Each single purchase product has its own code, and you have to copy the right code to download your product.

### **6. Question: How long can I download single purchase product?**

**Answer:** You can still download the product within 6 months (180 days) from the payment time and can download up to 100 times. If this limit is over, you have to buy again the new product download sections.

### **7. Question: Can I download the update of new version?**

**Answer:** Yes, within 6 months of your purchase, if we release and update the extension or template, we will include into the product download package on our download server, so you can download with the same download links in your confirmation email.

**8. Question: How do I find if my product has been updated or a new version is released?**

**Answer:** Visit the product page and you can check the status of updates and version release. Remember, you will have to check for each of the extension used on your site manually.

**9. Question: I do not have a Paypal account. Do you support other payment methods?**

**Answer:** Yes! You should know that Paypal supports including all major types of Credit cards. Visit Paypal (<https://www.paypal.com/vn/webapps/mpp/home>) for more information. So you still can pay via Paypal with your credit card or E-check.

**10. Question: Do you have refundable policy?**

**Answer:** Yes, we have refund policy (<http://cmsmart.net/refund-policy>). You can contact us (<http://www.cmsmart.com/contact.html>) for your special refund case.

**11. Question: Can I install our products on multiple domains?**

**Answer:** It depends on the domain license support that you purchase.

## Appendix 2 – Support and Contact Information

Our Virtuemart team is dedicated to providing customers with the best Quality, Value and Services. We would love to hear from you. For feedback about our products, please feel free to contact us at:

<http://cmsmart.net/support>

Check out our **Facebook** page!

Regional news and specially selected products are featured daily.

<https://www.facebook.com/NetbaseCmsmart>

You can also follow us on **Twitter!**

@CMSMART

Please, subscribe us on CMSMART Channel!

<http://www.youtube.com/channel/UCHeFKiISRvORsP3hKI9qaSw>

If you have any questions, don't hesitate to contact us:

Administration department: [admin@cmsmart.net](mailto:admin@cmsmart.net)

Sales department: [sales@cmsmart.net](mailto:sales@cmsmart.net)